

DEVELOPMENT CONTROL PERFORMANCE STATISTICS

**BEST VALUE INDICATOR BV109 -
DETERMINING PLANNING APPLICATIONS**

November 2007 Performance

In November 2007 there were 186 planning applications determined, with performance in each category as follows -

100% of major applications were determined within 13 weeks (1 out of 1)

79% of minor applications were determined within 8 weeks (30 out of 38 cases)

92% of other applications were determined within 8 weeks (135 out of 147 cases)

For an explanation of the categories see Appendix I

Year Performance – 2007/08

In 2007/08 up to the end of November there were 1445 planning applications determined, with performance in each category as follows -

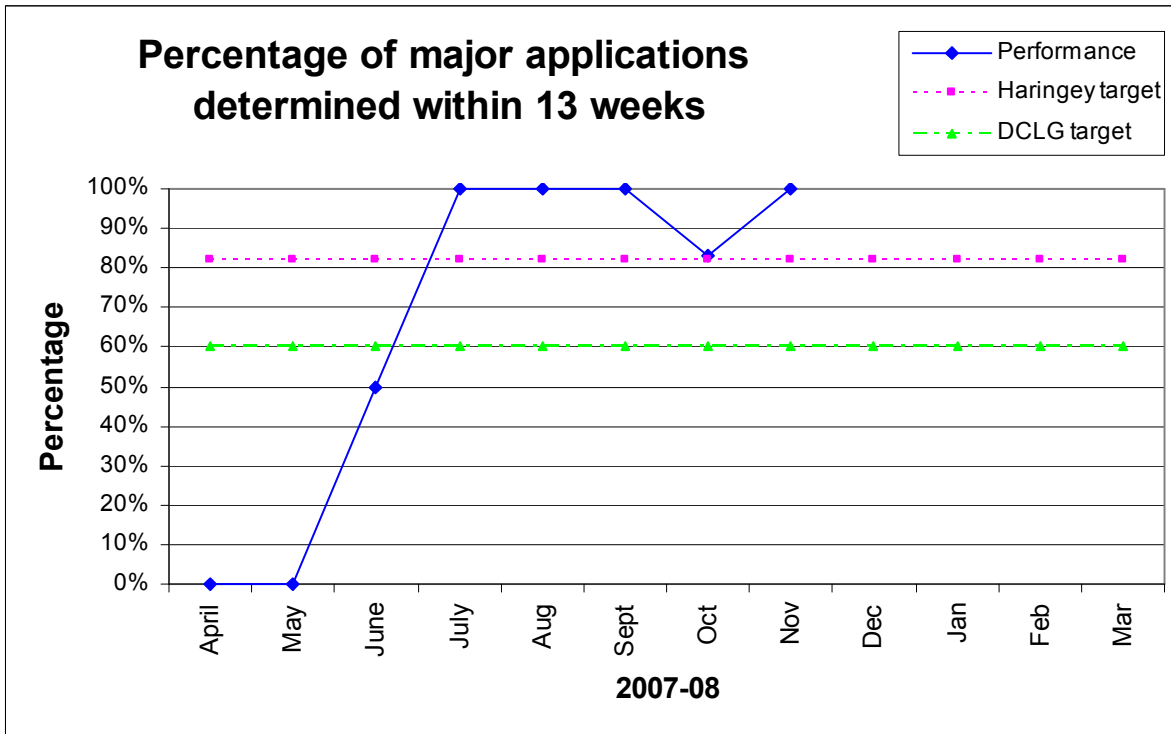
67% of major applications were determined within 13 weeks (10 out of 15 cases)

76% of minor applications were determined within 8 weeks (285 out of 374 cases)

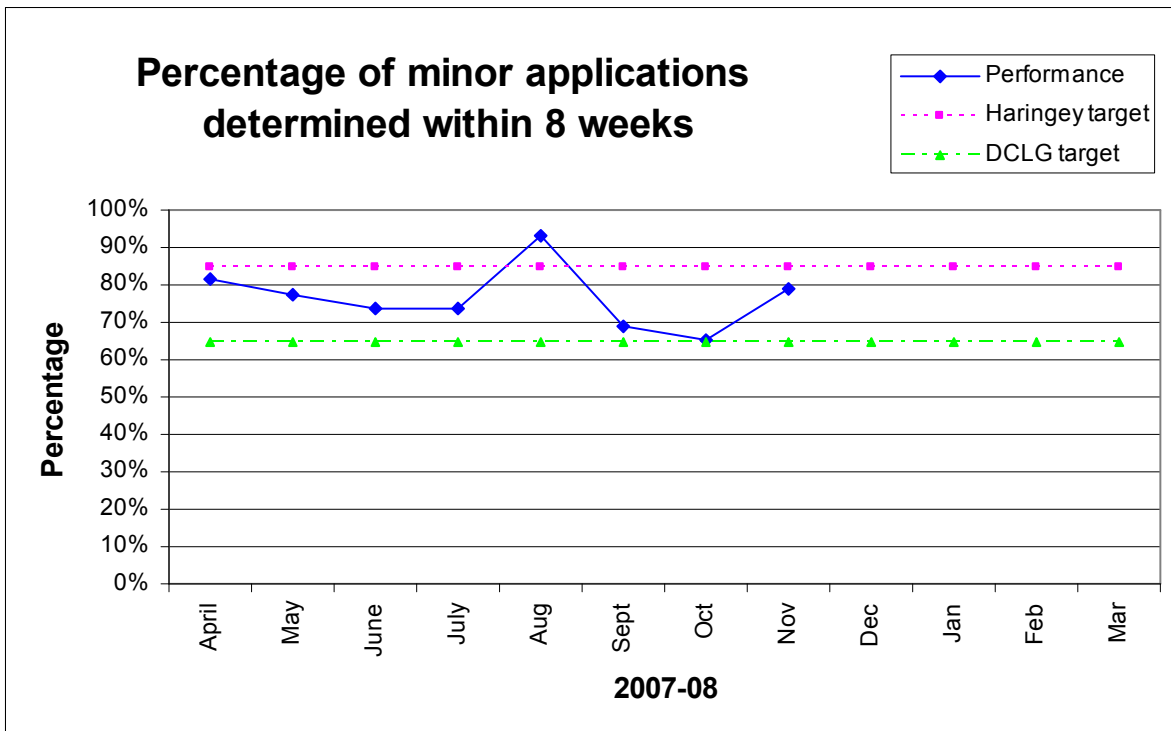
87% of other applications were determined within 8 weeks (920 out of 1056 cases)

The monthly performance for each of the categories is shown in the following graphs:

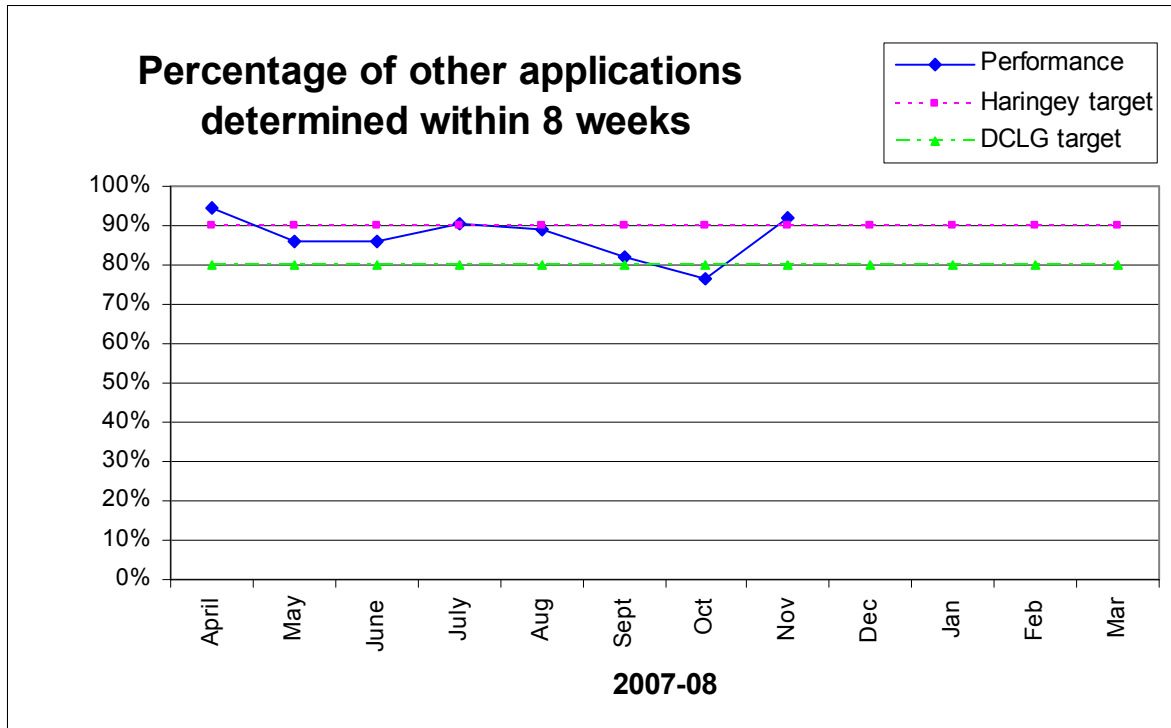
Major Applications 2007/08



Minor Applications 2007/08



Other applications 2007/08



Background/Targets

BV109 is one of the Department for Communities and Local Government (DCLG) Best Value indicators for 2007/08.

It sets the following targets for determining planning applications:

- a. 60% of major applications within 13 weeks
- b. 65% of minor applications within 8 weeks
- c. 80% of other applications within 8 weeks

Haringey has set its own challenging targets for 2007/08 in relation to BV109. These are set out in Planning Policy & Development (PPD) Business Plan 2007-10 and are to determine:

- a. 82% of major applications within 13 weeks
- b. 85% of minor applications within 8 weeks
- c. 90% of other applications within 8 weeks

Appendix I

Explanation of categories

The BV109 indicator covers planning applications included in the DCLG PS1/2 statutory return.

It *excludes* the following types of applications - TPO's, Telecommunications, Reserve Matters and Observations.

The definition for each of the category of applications is as follows:

Major applications -

For dwellings, where the number of dwellings to be constructed is 10 or more
For all other uses, where the floorspace to be built is 1,000 sq.m. or more, or where the site area is 1 hectare or more.

Minor application -

Where the development does not meet the requirement for a major application nor the definitions of Change of Use or Householder Development.

Other applications -

All other applications, *excluding* TPO's, Telecommunications, Reserve Matters and Observations.

DEVELOPMENT CONTROL PERFORMANCE STATISTICS

GRANTED / REFUSAL RATES FOR DECISIONS

November 2007 Performance

In November 2007, excluding Certificate of Lawfulness applications, there were 154 applications determined of which:

69% were granted (107 out of 154)

31% were refused (47 out of 154)

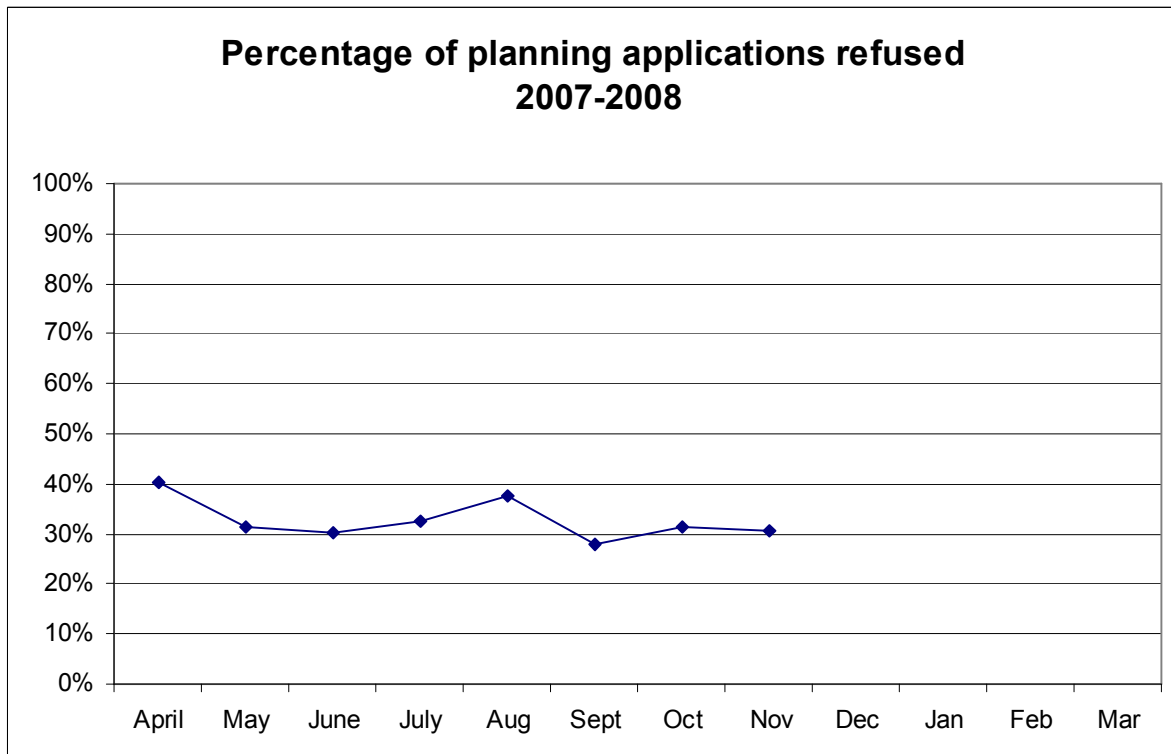
Year Performance – 2007/08

In 2007/08 up to the end of November excluding Certificate of Lawfulness applications, there were 1179 applications determined of which:

67% were granted (794 out of 1179)

33% were refused (385 out of 1179)

The monthly refusal rate is shown on the following graph:



DEVELOPMENT CONTROL PERFORMANCE STATISTICS

BEST VALUE INDICATOR BV204 - APPEALS AGAINST REFUSAL OF PLANNING PERMISSION

November 2007 Performance

In November 2007 there were 14 planning appeals determined against Haringey's decision to refuse planning permission, with performance being as follows -

14.3% of appeals allowed on refusals (2 out of 14 cases)

85.7% of appeals dismissed on refusals (12 out of 14 cases)

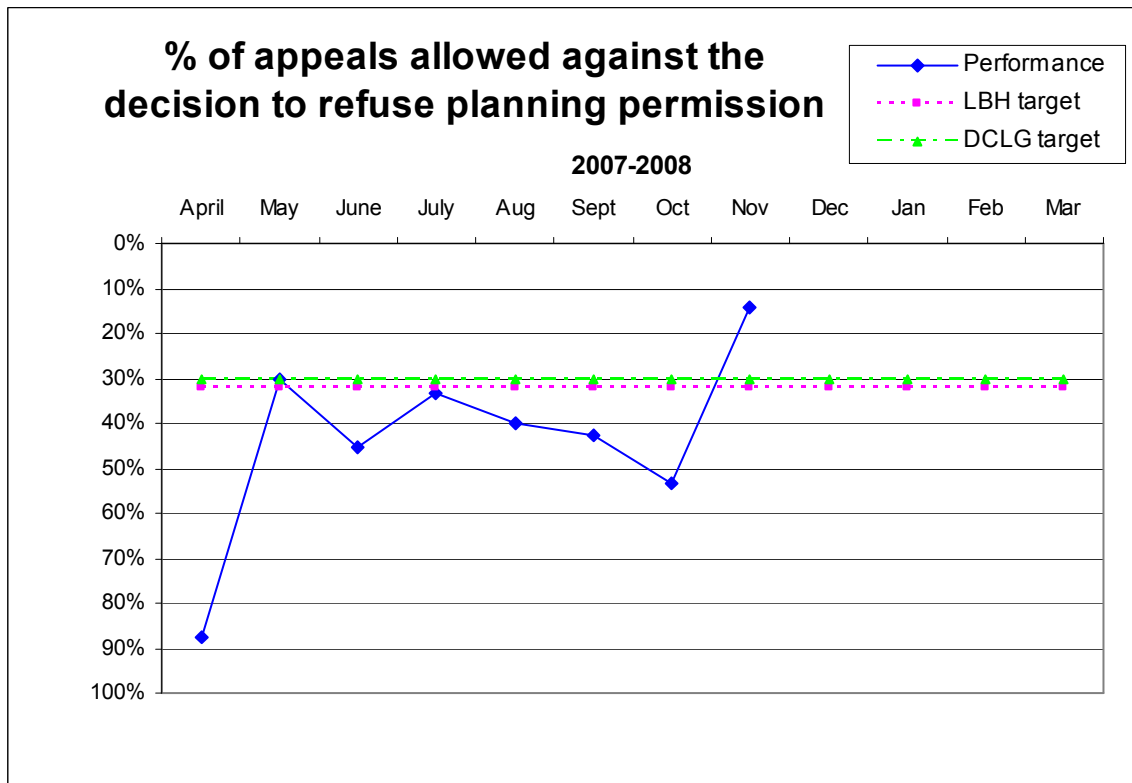
Year Performance – 2007/08

In 2007/08 up to the end of November there were 82 planning appeals determined against Haringey's decision to refuse planning permission, with performance being as follows -

41.5% of appeals allowed on refusals (34 out of 82 cases)

58.5% of appeals dismissed on refusals (48 out of 82 cases)

The monthly performance is shown in the following graph:



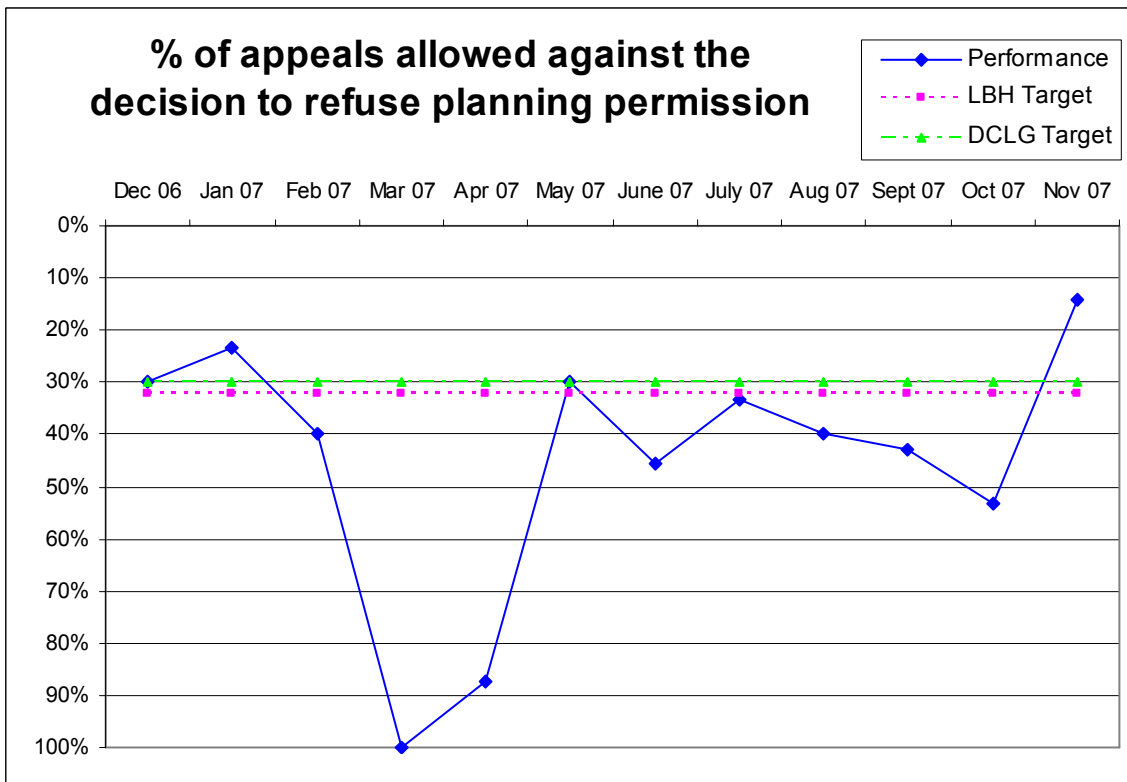
Last 12 months performance – December 2006 to November 2007

In the 12 month period December 2006 to November 2007 there were 120 planning appeals determined against Haringey's decision to refuse planning permission, with performance being as follows -

38.3% of appeals allowed on refusals (46 out of 120 cases)

61.7% of appeals dismissed on refusals (74 out of 120 cases)

The monthly performance for this period is shown in the following graph:



Background/Targets

BV204 is one of the Department of Communities and Local Government (DCLG) Best Value indicators for 2007/08.

It sets a target for the percentage of appeals allowed against the authority's decision to refuse planning permission.

The target set by DCLG for 2007/08 is 30%^

Haringey has set its own target for 2007/08 in relation to BV204. This is set out in PPD Business Plan 2007-10.

The target set by Haringey for 2007/08 is 32%

(^ The lower the percentage of appeals allowed the better the performance)